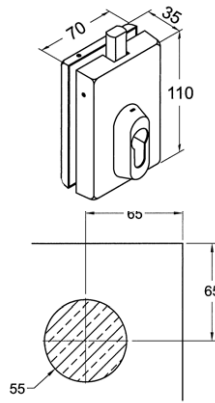


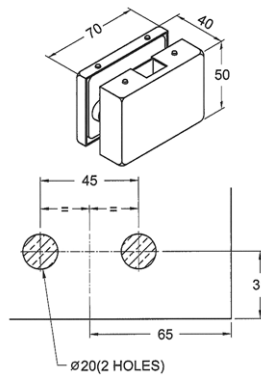
Patch Fitting



Patch Lock with Square Throw Pin

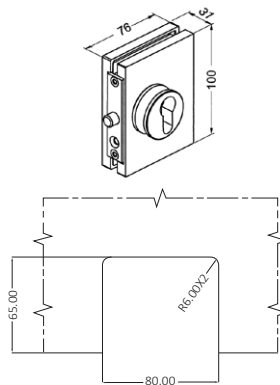
Can be used vertically or horizontally. Standard lock is supplied with a key/snib cylinder. Other configurations are available on request.

Description	Code
Satin	19-0412.77
Polished	19-0412.99



Lock Receiver Patch to Suit Lock 19-0412

Description	Code
Satin	19-0432.77
Polished	19-0432.99

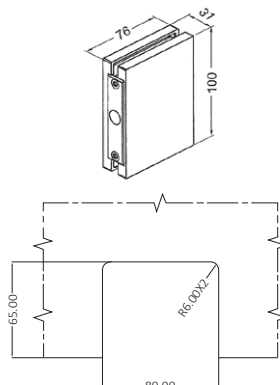


Patch Lock with Round Throw Pin

Can be used vertically or horizontally. Standard lock is supplied with a key / snib cylinder. Other configurations are available on request.

This lock has a round finger pull escutcheon, suitable for large showcases where a handle is required.

Description	Code
Satin	19-0413.77
Polished	19-0413.99



Lock Receiver Patch to Suit Lock 19-0413

Description	Code
Satin	19-0433.77
Polished	19-0433.99