

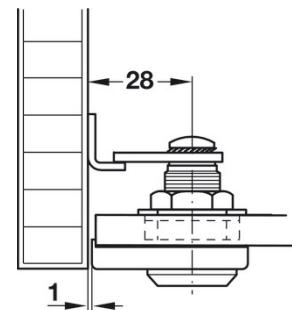
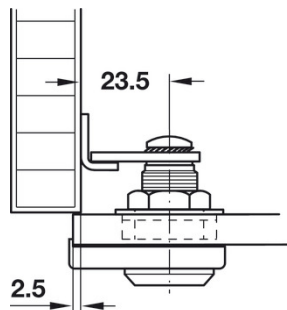
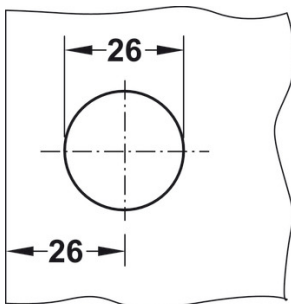
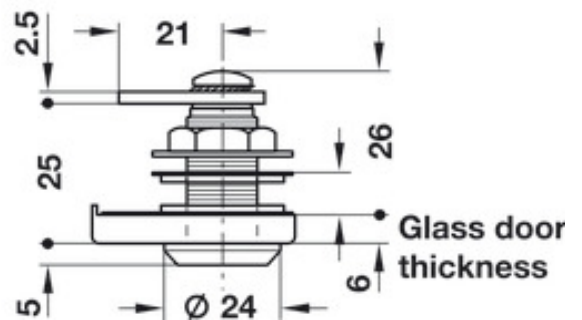
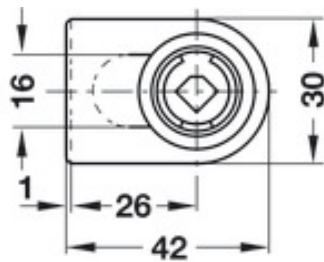
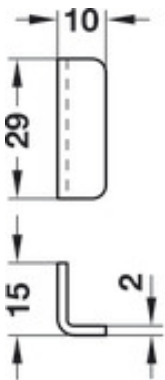


Architectural Hardware | Cabinet Hardware | Locks

GLASS DOOR CAM LOCK, SYMO



- This product is designed for combination with a Symo cylinder removable core,
- 180° closure travel
- Application: hinged glass door, 4 – 10 mm glass thickness:
- Cylinder shape: prepared for a round cylinder
- Version: with straight locking cam
- Material: Zinc alloy
- Installation for screw fixing with hexagon nut
- Finish: nickel-plated polished
- Closure direction A



NFK Glazing
& Industrial Supplies

www.nfk.com.au

28 Devlan Street,
Mansfield, QLD 4122

07 3343 3377

sales@nfk.com.au

42 Tacoma Circuit,
Canning Vale, WA 6155

08 9455 3866

wasales@nfk.com.au