




**NFK GLAZING & INDUSTRIAL SUPPLIES**  
Professional Products for the Glass & Glazing industry

# TECHNICAL DATA SHEET

ANCHOR SHIELD COLD GAL AEROSOL

NFK Glazing  
& Industrial Supplies


[www.nfk.com.au](http://www.nfk.com.au)

 28 Devlan Street,  
Mansfield, QLD 4122

 07 3343 3377

 [sales@nfk.com.au](mailto:sales@nfk.com.au)

 42 Tacoma Circuit,  
Canning Vale, WA 6155

 08 9455 3866

 [wasales@nfk.com.au](mailto:wasales@nfk.com.au)

**PRODUCT DESCRIPTION:**

Anchor Shield cold galvanizing paint is a fast drying, high solids, high performance 100% epoxy zinc rich coating designed to protect steel against corrosion when exposed to severe corrosive environments, such as salt and water.

**APPLICATION:** Ideal for all types of ferrous substrates and imparts corrosion resistance via sacrificial protection. The product contains 93% zinc in the dry film and at this level zinc to zinc particle contact is maintained and that the zinc is also in direct contact with iron. This configuration of zinc to zinc and zinc to iron in the presence of moisture stimulates a galvanic cell where zinc corrodes in preference to iron. The by-products of corrosion of zinc are oxides of zinc namely zinc oxide, zinc carbonate and zinc sulphate all of which are inert compounds that become deposited on the upper surface of the coating thus protecting the underlying coating from further corrosion. It can be used to replace galvanized iron that has been damaged by welding.

**SURFACE PREPARATION:** For the zinc to be in direct contact with iron, the iron surface must be cleaned thoroughly and be free of any contaminants such as dust, wax, grease, oils and anti-rust additives that are applied to metal by steel manufacturers to prevent corrosion. Remove all traces of rust by wire brushing or mechanical sander until sound metal surface is achieved. Wipe the surface clean with Pacer P08 Wax & Grease remover and a rag to remove traces of iron filings that may have been generated during the sanding operation. Allow the surface to dry. Do not use rust converter as the acid in the rust converter will react with the zinc dust rendering it inactive

**DIRECTIONS:** Shake the can thoroughly for one minute and occasionally during use. When shaking ensure the ball is rattling freely. Before spraying cover adjacent areas to protect from overspray. Hold the can in an upright position 20-30cm from surface and apply by spraying smooth overlapping horizontal passes from side to side working downwards. Apply 2 coats allow 1 minute drying between coats. If necessary, apply additional coats until coverage is achieved. Under normal conditions 2 coats will cover most surfaces; highly absorbent surfaces may require additional coats. For maximum adhesion and faster curing apply several light coats rather than one

heavy coat. Ideally apply between 15-30°C temperature ranges.

**DRYING TIMES:** at 25°C > 50% RH

**TOUCH DRY:** 10 MINS

**DRY TO HANDLE:** 30 MINS

**RECOAT:** 1 HOUR

It is best to apply at temperature in the range 15-30°C. Apply several light coats rather than one heavy coat. Allow longer drying at temperatures below 15°C. The coating will cure in 14 days however full cure will be achieved within 6 weeks and this is due to the time taken for zinc to react with the metal surface. It does not require a topcoat but can be top coated with enamel, acrylic or epoxy topcoat.

**COVERAGE:** Approximately 1.3m<sup>2</sup> per 370G can. Coverage is also dependent on film thickness, atmospheric conditions and spraying a 2 coat application or 50µ dry film thickness (120µ wet) Anchor Shield Cold Gal will provide a minimum of 8 years of service on exterior exposure. Higher film thickness will prolong longevity.

Anchor Shield Cold Gal will whiten during the early stages of service and this is due to the formation of insoluble oxides on the surface which serves to seal potential scratches and protect the underlying coating. This whitening will increase steadily until 15 months of exposure then it will stabilize. Recoating at intervals will serve to repair damaged areas resulting from severe weather conditions and prolong coatings life.



NFK Glazing  
& Industrial Supplies

[www.nfk.com.au](http://www.nfk.com.au)

28 Devlan Street,  
Mansfield, QLD 4122

07 3343 3377

[sales@nfk.com.au](mailto:sales@nfk.com.au)

42 Tacoma Circuit,  
Canning Vale, WA 6155

08 9455 3866

[wasales@nfk.com.au](mailto:wasales@nfk.com.au)

**CLEAN UP:** Clean all equipment with Pacer F54 All Purpose Thinner or mineral turpentine

**To clean nozzle after use and prevent blocking turn the can upside down and spray until only the gas escapes.**

**PACK SIZES:** 370G

**TECHNICAL DATA:**

Paint Type: 100% Epoxy Ester

Colour: Grey

Gloss: less than 5 on 60° head gloss meter

Volume Solids: 41%

Specific Gravity: 2.6

Heat resistance: Stable up to 160°C

Water Resistance: Excellent for splash resistance

Not recommended for submergence exposure

**STORAGE:** Store away from sources of ignition, naked flames and direct path of sun and preferably in temperatures range 15°C to 30°C. When stored as specified the product has shelf life of two (2) years minimum.

**DURABILITY:** Anchor Shield Cold Gal will provide a minimum of 8 years of service on exterior exposure. Higher film thickness will prolong longevity. Anchor Shield Cold Gal will whiten during the early stages of service and this is due to the formation of insoluble oxides on the surface which serves to seal potential scratches and protect the underlying coating. This whitening will increase steadily until 15 months of exposure then it will stabilize. Recoating at intervals will

serve to repair damaged areas resulting from severe weather conditions and prolong coatings life.

**WARNING:** Intentional misuse by deliberately inhaling contents can be harmful or fatal. Do not puncture this can even when empty. Avoid breathing of vapour and mist. Provide adequate ventilation when spraying in confined spaces. Avoid contact with eyes and skin.


**HEALTH & SAFETY:** Highly flammable, do not use near fire or open flame. Store in a cool place and out of direct path of the sun. Keep Out of Reach of Children. If swallowed seek medical advice immediately or contact the Poisons Information Center on 13 11 26. Spills and leaks can be contained with absorbent material such as sand, earth or saw dust. Dispose of waste products thoughtfully or through Chemical Waste Disposal Authority.

NFK Glazing & Industrial Supplies believes that the information in this technical data sheet is an accurate description of the typical uses of the product. The data and statements are based on our research and development work and is to the best of our knowledge true and accurate. The user must ensure suitability of the product(s) in their application prior to use in particular to determine its performance, efficiency and safety. The use of this product is beyond the manufacturer's control, and liability is restricted to the replacement of material proven faulty. The manufacturer is not responsible for any loss or damage arising from incorrect usage. Products conform solely to the information contained in this and other related CW Brands Pty Ltd publications.

NFK Glazing & Industrial Supplies reserves the right to make changes to specifications and information related to the products at any time. Users are asked to check that the literature in their possession is the latest issue. Statements contained herein should not be considered as a warranty of any kind, expressed or implied in describing the performance or suitability of the product for a particular application. No liability is accepted for infringement of any patents or any other intellectual property right.

NFK Glazing  
& Industrial Supplies


[www.nfk.com.au](http://www.nfk.com.au)

 28 Devlan Street,  
Mansfield, QLD 4122

 07 3343 3377

 [sales@nfk.com.au](mailto:sales@nfk.com.au)

 42 Tacoma Circuit,  
Canning Vale, WA 6155

 08 9455 3866

 [wasales@nfk.com.au](mailto:wasales@nfk.com.au)